

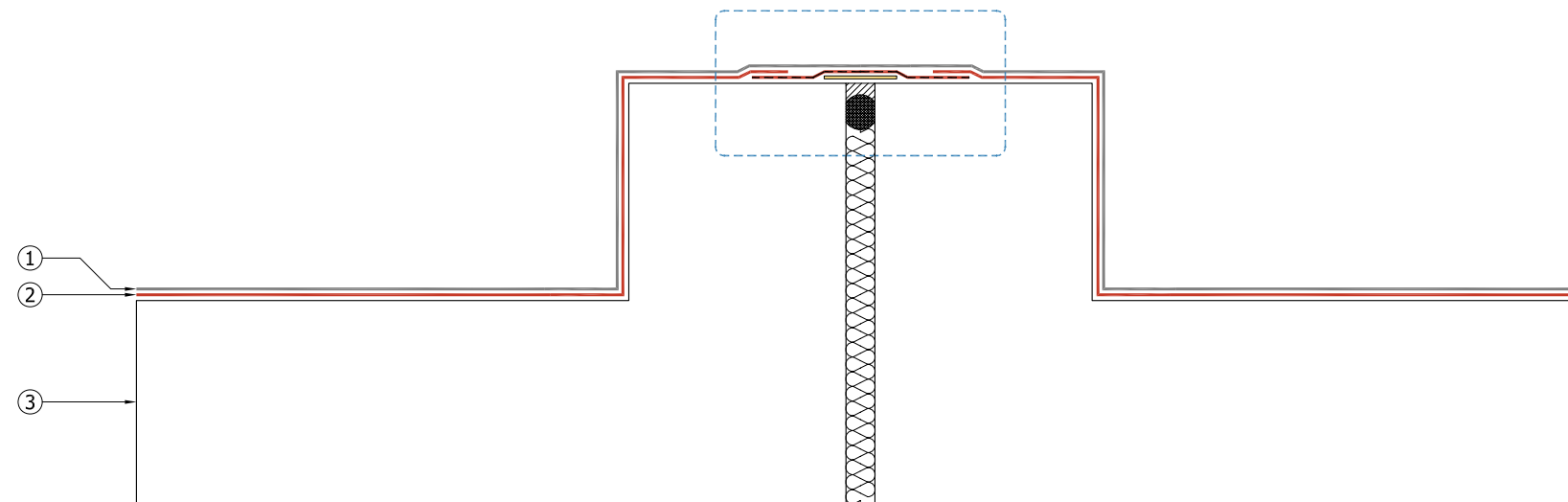
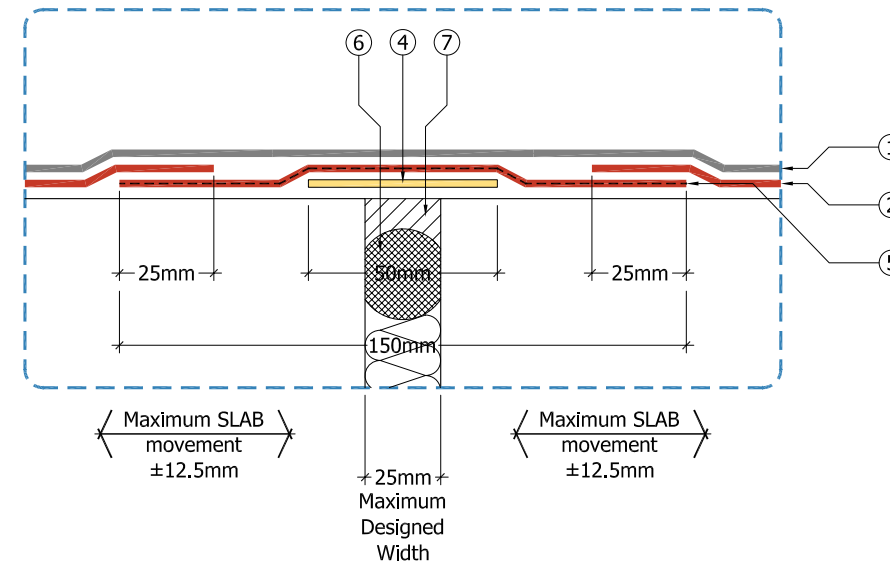


Key

- ① — Decothane Top Coat in strict accordance with Sika Liquid Plastics Project Specification
- ② — Decothane Base Coat with embedded Reemat Premium GFM
- ③ Existing substrate prepared and primed in strict accordance with Sika Liquid Plastics Project Specification
- ④ — 50mm wide debonding tape applied centrally to the movement joint
- ⑤ — Initial stripe coat of Decothane Base Coat from a loaded brush or roller with embedded 150mm Heavy Duty Flexitape
- ⑥  Proprietary backing rod friction-fitted in to structural gap
- ⑦  Proprietary flexible gap sealant inserted to finish flush with face of concrete slabs



Sika Liquid Plastics
 Sika House
 Miller Street
 Preston
 Lancashire PR1 1EA
 Telephone: 01772 259781
 Email: technical.customer.services@uk.sika.com
 Web: www.liquidplastics.co.uk

This drawing is solely intended to illustrate the correct application of Sika Liquid Plastics products and systems. It must be read in conjunction with the appropriate specification and current issue of relevant Technical Data Sheets. All elements bearing reference to structural and/or thermal design are shown indicatively and **should not be used** in whole or in part for any aspect of project design without consulting the relevant authorities.

For refurbishment projects, all aspects of the existing roof are deemed to be fully compliant with BS 6229:2003 [Code of Practice for Flat Roofs with Continuously Supported Coverings] or improved upon for instances where these standards are not met.

Site-specific details not covered by our range of Standard Details can be obtained by providing relevant information to the email address shown.

Project N^o

DWG N^o Revision

Project:

Drawing Title:
 Waterproofing Application Detail
 to a concrete kerb expansion joint
 max. 25mm movement [±12.5mm]

Scale: NTS @ A3 Drawn:

Date:

